

How to use the RabbitScan App to record rabbit numbers in association with RHDV K5

Download the FeralScan App free from AppStore or Google play) or go to website www.rabbitscan.org.au

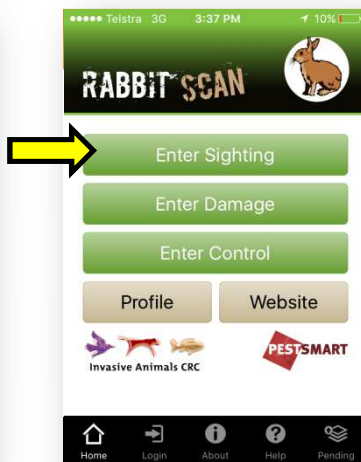
1. Open FeralScan App, and select Rabbits



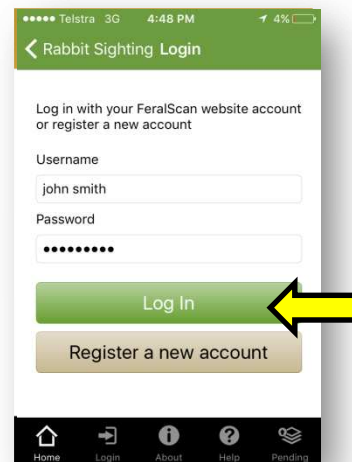
2. Select 'Record Rabbits' on the Homepage.



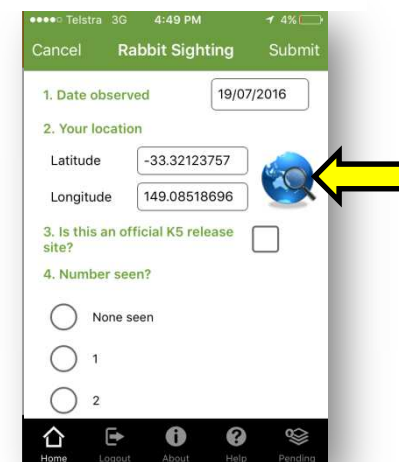
3. Select Enter Sighting.



4. Select to Login, or Register as a new user.



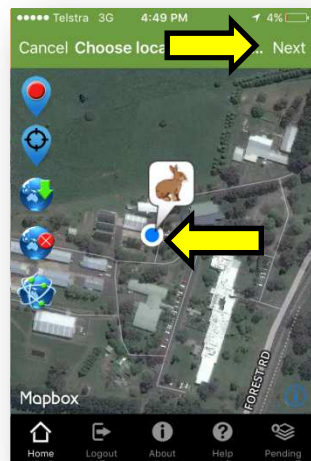
5. Once logged in, either use your current location or open the Map.



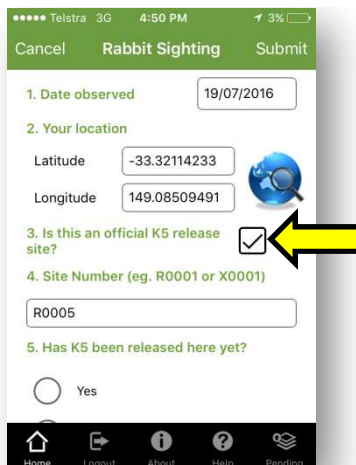
Download App



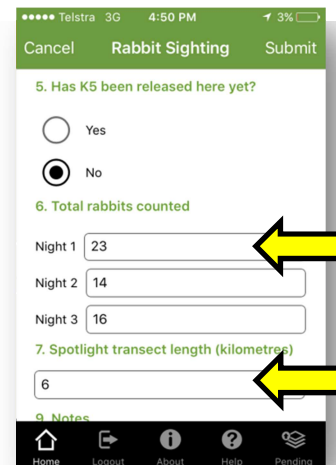
6. Select your location on the Map, and then select 'Next'.



7. Tick the box if you are part of an official K5 release site, and enter your site number.



8. Enter the number of rabbits counted during each count, and the distance travelled.



9. Upload a photo (optional) and then Submit the record.

