



## Record Feral Pig activity in FeralPigScan

### Record information into FeralPigScan to help protect farmers and biodiversity.

**FeralPigScan is a free community resource for monitoring, mapping and managing feral pigs.** People are using FeralPigScan to record pig activity and coordinate local control programs. It can be used by landholders, community groups, local government, pest controllers and biosecurity organisations. Please read the instructions below to use the website, map and Phone App. Please print this information as needed.

### How to use the website – [www.feralpigscan.org.au](http://www.feralpigscan.org.au)

The FeralPigScan website contains everything you need to know about using the resource, plus helpful glovebox guides. The following link contains instructions on how to use the website, including how to add a new record, view your own records, and how to view record from members in your local landholder group.

[https://www.feralscan.org.au/feralpigscan/pagecontent.aspx?page=feralpig\\_howtousehewebsite](https://www.feralscan.org.au/feralpigscan/pagecontent.aspx?page=feralpig_howtousehewebsite)

### Website features

The screenshot shows the FeralPigScan website interface. At the top, there is a navigation menu with links for Home, About, Get involved, Resources, Contact, and Start Mapping. On the right side of the header, there are icons for information and user profile, with a yellow arrow pointing to the text 'Login'. Below the navigation, there is a large image of three wild boars with a green banner that says 'Record Feral Pig activity in FeralPigScan'. To the right of this image is a map of Australia with a red location pin, and a yellow arrow points to the text 'Record data'. Below the map, there is a 'Record Feral Pigs' button, a 'Log Out' button, and a 'My Profile' button, with a yellow arrow pointing to the text 'Register'. Below these buttons, there is a statistics section showing 'Total Records 9,922' and 'Recent Records 1,301'. Below the statistics, there are buttons for 'Download the app' on the 'App Store' and 'Google Play', with a yellow arrow pointing to the text 'Download App'. At the bottom, there is a 'Quick Links' section with links for 'Record feral pig activity', 'App guide', and 'Handy resources', with a yellow arrow pointing to the text 'Instructions'.

# How to use the Mobile App

The FeralScan App is available to download free-of-charge from the AppStore and Google play store. It can be used by anyone to record information about feral pigs anywhere, including areas without mobile reception. You can record sightings and evidence of feral pigs, damage, and control actions. To find out how to use the App – please read:

[https://www.feralscan.org.au/feralpigscan/pagecontent.aspx?page=feralpig\\_howtouseheapp](https://www.feralscan.org.au/feralpigscan/pagecontent.aspx?page=feralpig_howtouseheapp)

## Download the App



Refer to these simple instructions when using the App to record feral pig sightings, damage or control actions. These are available on the Website.

[How to record feral pig sightings or activity](#)

## Recording feral pig information in 4 simple steps

### 1. Select feral pig

### 2. Select data type

### 3. Answer the questions

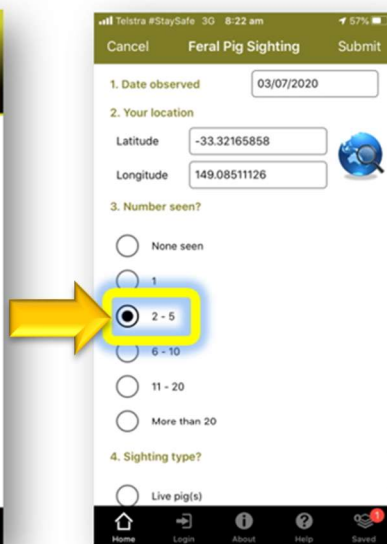
### 4. Submit report



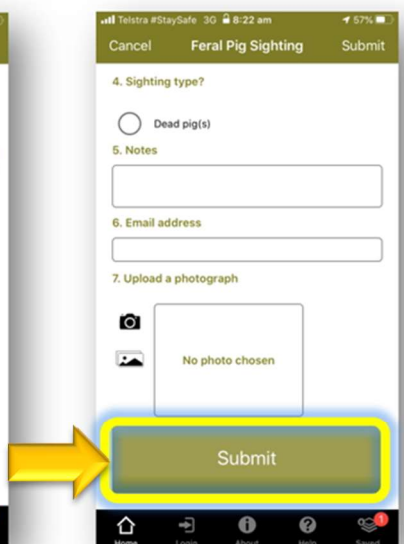
From the app home screen select the feral pig image.



Select either the 'Sightings' 'Damage' or 'Control' buttons to begin recording.



The date and location will automatically appear. Answer all relevant questions.



Upload a photo (optional) then select 'Submit'.

## Helpful feral pig management resources

[https://www.feralscan.org.au/feralpigscan/pagecontent.aspx?page=feralpig\\_handyresources](https://www.feralscan.org.au/feralpigscan/pagecontent.aspx?page=feralpig_handyresources)



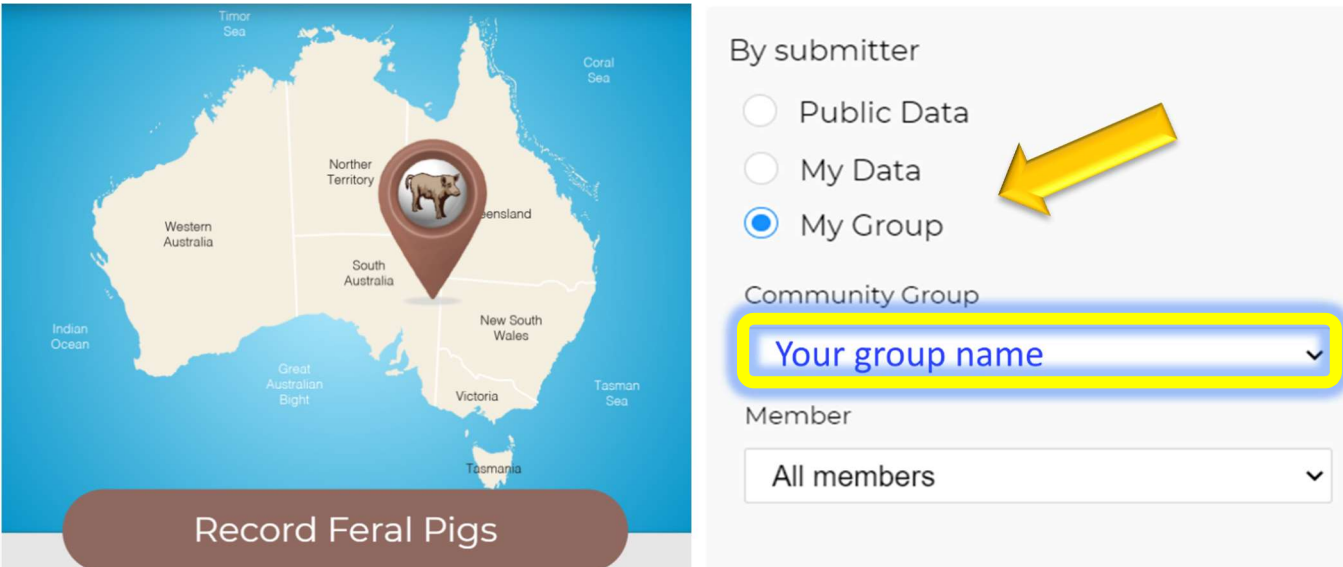
# How to view data from your entire group

If you are part of a Private Group using FeralScan, you can view all the records from members of the Group on the map. Follow the steps below.



1. Open the website, and Login
2. Open the Map
3. Click on 'Select Data'
4. Select your group name, and 'View on Map'

### Select Data



Record Feral Pigs

## Contact us for assistance



The FeralScan coordinators (Peter West and Emma Sawyers) are available to provide assistance and informal training sessions (online or face-to-face) to you and your local community.

Please contact the coordinators via [feralscan@feralscan.org.au](mailto:feralscan@feralscan.org.au) or phone 0407 622 191

