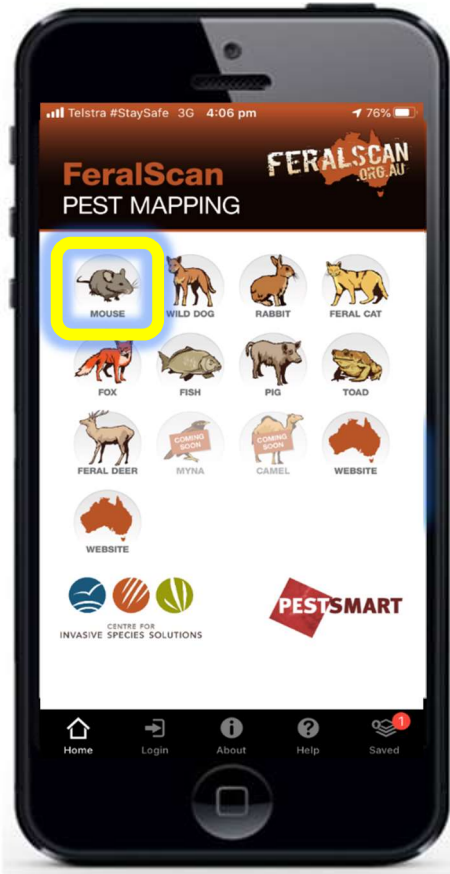




Step-by-step instruction to help you record information about mice using the MouseAlert App.

## 1. Select mice



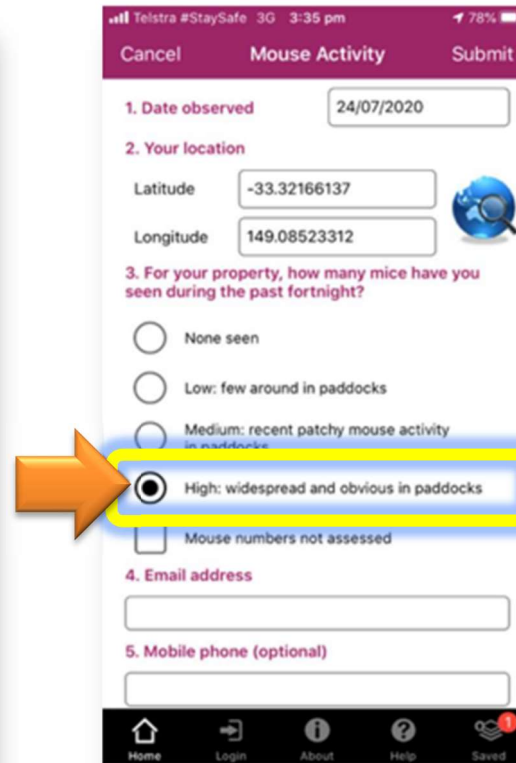
From the app home screen select the mouse image.

## 2. Select data type



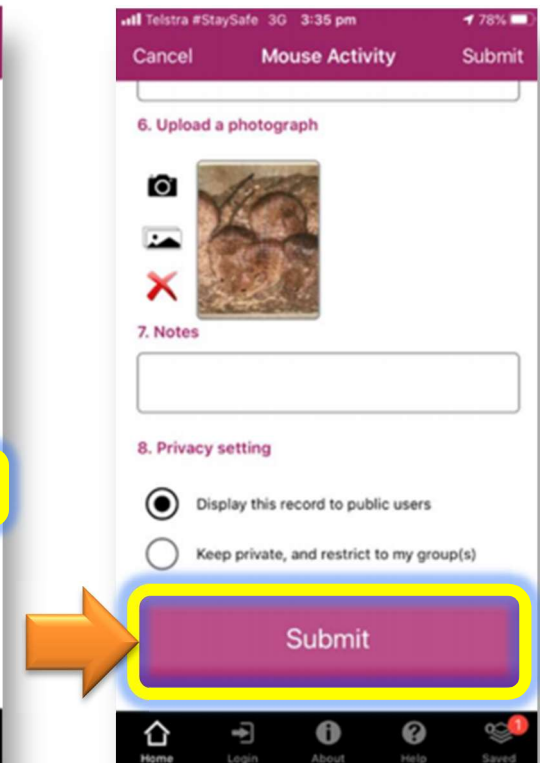
Select either the 'Sightings' 'Damage' or 'Control' buttons to begin recording.

## 3. Answer the questions



The date and location will automatically appear. Answer all relevant questions.

## 4. Submit report



Upload a photo (optional) then select 'Submit'.

Download the App **FREE** from the app store, or record information using the website [www.mousealert.org.au](http://www.mousealert.org.au)



For assistance – Contact [feralscan@feralscan.org.au](mailto:feralscan@feralscan.org.au) Telephone - 0407 622 191